

CVQG

Champlain Valley Quilters Guild of New York

Volume XXXVI March 2010

(no Newsletter for January 10)

web address: cvqgny.org

President's Message

March 20 is National Quilting Day. I'm not sure if we're supposed to celebrate by quilting (which we do most days of the year anyway) or by buying fabric (which we do far too often but can't stop ourselves from this compulsive habit). Neither of these ideas would be very special. Quilting and buying fabric is pretty much like breathing or eating to us, isn't it? I'm going to celebrate National Quilting Day with a cleaned-up sewing room. My sewing room actually consists of a sewing room, a quilting machine room, and a corner of my bedroom which has a cutting table. The quilting machine room is really tidy. Batting and projects to be machine quilted are organized in the closet and my books are in a bookcase. It's a calm oasis to walk into. But the sewing room and the cutting table are a disaster. I have stacks of fabric on every available surface. If I want to cut fabric, I have to shove fabric out of the way to see the cutting board. It's not that I don't have enough storage space for my fabric. No, it's that I sort through my fabric for a new idea that's grabbed my attention, like pillowcases, say, and I then have mounds of fabric waiting to be utilized for that idea. In addition, I'm forever hunting for a seam ripper or scissors or a certain ruler. Pete says my whole problem is that I never stop to do maintenance. I just want to keep sewing, so I never straighten up. I am now, today, going upstairs to start a massive clean-up. All fabric is being dumped on the bed, and everything is coming off the counter tops and out of the cabinets. I will not sew until I've put everything away, dusted and can see my work spaces again. I have until March 19 to accomplish this, as Pete's sister will be flying in from Myrtle Beach and she'll be sharing my sewing room with me for 11 days, and I'd hate for her to see it the way it is now (although she says hers is just as bad). At any rate, I am committed to cleaning up my environment. On March 20, to acknowledge Quilting Day and my pristine surroundings I'm thinking of baking a layer cake and frosting the top with a quilting pattern. With

continued on page 2

Featured Quilter Joe Anna Fitzpatrick

Hello, My name is Joe Anna Fitzpatrick. I'm not originally from the North Country, but have since call the area home. My father was in the Air Force, retired here and that is how I ended up here. I would also have to say that it was also my father that started me sewing. My father being career military had to spend a lot of time sewing and ironing his uniforms and that is how I learned. My mother is not what we call "crafty", and she'll admit to it.



My father taught me how to use a sewing machine when I was about 12 years old and bought me the sewing machine I still use today. I do have to say that I definatley inherited my creative gifts from him. I have many different hobbies and can't sit still unless I am working on something with my hands.

It wasn't until Kitty Stygles and Beth Forster offered to teach a few of us at work how to quilt (after some pleading) that a new world was opened up. This all began a little over a year ago and now I'm hooked. I am still in the beginning stages of quilting, but that's okay, because I am an eager

continued on page 2

Presidents Message continued

different colors of tube frosting, it should be easy to put a few LeMoyne stars on top and stipple around them. A dollop of ice cream on top will hide any mistakes. Who says we can't quilt a dessert and eat it too?

Looking for some "piece" and quiet, Lorene

Joe Anna continued

learner. Kitty and Beth have been encyclopedias of knowledge and are willing to help me with whatever crazy idea I may have. Knowing that I work with Kitty and Beth, you already know that I work at the Advocacy and Resource Center. I have been working there for 12 years and worked my way through Graduate School while employed there. I have a very rewarding job assisting those with developmental disabilities and find that at times my creative side is called upon at work as well as at home.

I am married to a man who also understands the arts and their pull on a person, as he is a drummer in a local band. We have been married 5 years and met, not because of arts (because like most artist/musicians we have day jobs), but because he also works in the Human Services Field. Because of his love for music, he is very understanding of all the time I spend in my craft room.

We have two cats and two Basset Hounds that are invariably always sitting on what ever project I have in the works. They are also know to claim finished projects for their own, especially the youngest Basset Hound who likes to create nests to lay on.

For now, that is all there is to know about me, but check back in 20 years or so and who knows what there will be to say.

Welcome Committee

I hope that all of our new members are enjoying our guild. Each of our new members of this year receive a coupon for a free evening class. If you did not get yours, see me during the meeting. Remember to sign up as they will expire in June 2010. See the Kathy's for upcoming classes. Thanks, Brenda

Pat Flath will be glad to accept any and all of those pop tops from pet food cans or beer cans or soda cans. I give them to our local Rotary Club which uses them for the Ronald McDonald House.

Community Outreach

Our February donations were 17 quilts, 13 quilt tops, 9 heart pillows, 39 heart pillows to be filled, 31 pet beds, 80 pillowcases, and 5 donations of quilt fabric. This month we have 15 quilt kits to be quilted so we really need your help to get these finished. We also have pet beds to be filled. For patterns, we have heart pillow and two pillowcase patterns (one from Mary Lou Beauharnois and one from Lorene Fortrell). We also have the pillowcase forms. Please stop by the Outreach table to pick them up.

After I entered our 84 pillowcase donation, the One Million Pillowcase Challenge website shows that 28,191 pillowcases have been donated. We will soon have enough pillowcases for Camp Ta-Kum-Ta. We also have had some pillowcases designated for the Clinton County Social Services Foster Care and PINS. We will be adding to these and donating to these groups also. Please be sure to mark on your pillowcase form if you want your pillowcases donated to a particular organization. **Since the pillowcases may go to sick kids or the elderly, please wash and iron your completed pillowcases before you bring them in, even if you have washed the fabric. Also write "Washed" on the pillowcase form so I don't wash and iron it again.** Thank you for your wonderful support of this Outreach program.

If you need fabric for a quilt top, batting and/or backing, stop by the Outreach table and let us know and I will bring it to the next meeting. You can also e-mail or call me with the information (scminnie@verizon.net, 562-1267).

We held our first Sew-A-Thon of the year on February 6 and had a good turn-out with 17 people attending. We made quilt tops, pillowcases, and heart pillows. There was visiting and laughing and wonderful food, of course. Oh yeah, we did sew too. In addition to the pillowcases and heart pillows, we've had 7 quilt tops from the Sew-A-Thon and a few more that people took home to finish will be coming in. A huge thank you to Mary Lou Beauharnois, Karen Collins, Lorene Fortrell, Sue Garrow, Becky King, Kathi McCleery, Kathy Russell, Barbara Stadnicki, Jean Stow, Sharon Svendsen, Wanda Sweeney, Margaret Talford, Michelle Toth, Carolyn Tyndall, Nancy Wild, and Sandy Zmyewski for attending. **We have scheduled another Sew-A-Thon for April 24th.** Hope to see you there.

Our Monday Night Senior Center Group has grown to 7 members so there is lots of cutting,

continued

sewing, ironing, and visiting going on to support our Outreach program. We made some quilt backs this past week because they are very productive making the tops and I couldn't keep up with them. We meet from 6:00 to 8:45 in the Dining Room of the Senior Center every Monday except the Monday before the Wednesday Guild Meeting. The Senior Center generously allows us to keep ironing and cutting stations stored so you only need to bring your sewing machine and equipment. The group has volunteered to spend an evening cutting so that we will have more quilt kits available for the next Sew-A-Thon.

We would like to recognize and thank all of the generous contributors to the Community Outreach Program from 1/14/2010 to 2/10/2010

Quilt Pantry Project (Quilt Tops/Quilting/Finishing Quilts/Completed Quilts/Fabric Donations) – Sally Nelson (community member) - fabric donation through Rita Alford,

Diana Archambault, Jan Ward (community member) - fabric donation through Lora Barshow, Lora Barshow, Rita Breen, Sarah Elmendorf, Ladies of the Lake*, Kathi McCleery, Nichelle McDevitt, Monday Night Senior Center Group*, Dawn Landry (community member) - fabric donation through Deborah Patnode, Priscilla Reed, Tomi Seguin, Margaret Talford, Nancy Wild.

Pet Bed Project (Pet Beds/Fabric Donations) – Dorothy Colby, Phoebe Everson, Lorene Fortrell, Vivian Melin, Kerry Mero, Velma Peryea, Pam Schafer, Margaret Talford, Sandy Zmyewski.

Heart Pillow Project (Heart Pillows/Fiberfill/Fabric Donations) – Nan Dubay, Lorene Fortrell, Michelle Gruetzmacher, Linda Mitchell, Monday Night Cutups*, Nancy Ellsworth and the Meadowbrook Residents, Angela Swan, Joann Trombley, Nancy Wild.

Pillowcases - Judy Buchholz, Jan Bunn, Donna Crowningshield, Sue Donohue, Mary Gagnier, Carol Garrant, Sue Garrow, Niki Gemmill, Patti Gonyea, Michelle Gruetzmacher, Vi Moesch, Monday Night Cutups*, Diane Pliscofsky, Brenda Racette, Teena Snow, Amy Sorrell, Susan Sorrell, Edith Surprenant, Wanda Sweeney, Joann Trombley, Nancy Wild, Virginia Yourdon.

* **Ladies of the Lake:** Lora Barshow, Mary Lou Beauharnois, Dorothy Colby, Carolyn Bird, Norma Homburger, Sue Minnie, Carolyn Tyndall, Nancy Wild. **Monday Night Cutups:** Pat Bleakley, Karen Collins, Deborah Patnode, Sharon Svendsen, Sandy Thornton. **Monday Night Senior Center Group:** Connie Durocher, Sue Garrow, Kathi McCleery, Sue Minnie, Jean Stow, Carolyn Tyndall, Sandy Zmyewski.

If I missed anyone, please let me know so I can correct it next month. We would appreciate it if you could be sure to give us your name when you bring a donation to us.

As a result of your great support, CVQG or our members distributed 6 Quilts and 31 Pet Beds this month. Quilts were distributed to the North Country Mission of Hope, Plattsburgh, NY – 6. Pet Beds were distributed to the Adirondack Humane Society, Plattsburgh, NY - 19; Elmore SPCA, Peru, NY - 8; North Country SPCA, Westport, NY – 4. If you donate quilts or other items directly to an organization or you have an organization you would like us to donate to, please let us know. -Sue Minnie

PRESS RELEASE

Spring Flood of Quilts Coming to Saint Albans, VT By Sharon Perry

St. Albans, VT - The Franklin County Quilters Guild hosts its 12th annual Franklin County Quilt Show on Saturday, April 10th, and Sunday, April 11th, 2010, at Saint Albans City Hall, 100 North Main Street. This event is FREE and open to the public. on Lake Street and in the Highgate Plaza on the north end of town. The guild estimates about 40 businesses will participate this year, up about 100% from last year. lfcqg.html on the web. City Hall is wheel-chair accessible. **CALENDAR LISTING** 12th Annual Franklin County Quilt Show **Saturday, April 10th and Sunday, April 11th, 2010**
Saturday: 9:00 am - 4:00 pm;
Sunday: 10:00 am - 3:00 pm

St. Albans City Hall
100 N. Main Street
St. Albans, VT 05478

Sponsored by the Franklin County Quilters Guild
Admission is FREE

“The best and largest quilt show in Franklin County, Vermont!” Features over 100 quilts, viewers' choice awards, Mayor's Award, vendors, Silent Auction, demonstrations, door prize and raffle. Special exhibits include Purple Heart Quilts, Breast Cancer Quilts, 2010 Charity Quilt for the Franklin-Grand Isle Habitat for Humanity, and charity quilts for numerous local organizations in Franklin and Grand Isle Counties. For more information, call 802-326-3135, email franklincountyquilters@gmail.com or visit www.vtmooses.us/fcqq.html on the web.

Minutes of the CVQG February 10, 2010 Monthly Meeting

President Lorene Forttrell called the meeting to order at 6:15 p.m. Lorene welcomed all members and guests in attendance.

The minutes were approved as submitted.

The treasurer's report will be filed for audit

Old Business:

If you would like to volunteer to be on the 2010 Nominating Committee please see Lorene. The office of Secretary is open – please let the committee know if you are interested in this position.

New Business:

Lorene shared with members the CVQG policy for requests (All requests must be in writing and submitted to the CVQG Executive Board).

1. If there is a request for a raffle quilt to raise money the request will be referred to the Quilt Show executive committee to be considered for the charity raffle quilt.
2. If a Guild member is selling raffle tickets for a quilt related item for a personal charity of theirs this may be brought to the attention of Guild members during Show & Tell.
3. If there is a request for a quilt to be donated or displayed the request will go through Community Outreach.

Pat Flath wanted members to be aware that there will be an Adirondack Quilt Camp June 27-30, 2010 in Long Lake, New York. For more info go to their website: www.adirondackquiltcamp.com

Committee Reports:

Block of the Month: There were 17 blocks returned for December. The winner was Karen Collins. There were 15 blocks returned for January. The winner was Kathy Baier.

Classes: See Kathy Russell if you would like to teach a class. She has dates available but needs teachers.

Library: Please return your overdue books.

Brown Bag Challenge: 2 months to go! Brown Bag Challenge returns in April.

Community Outreach: Sue Minnie announced that during December/January 48 quilts were donated for charity, 4 quilt tops were returned, 10 heart pillows donated to the Oncology Center, 69 pet beds donated to the pet shelter and 4 pillowcases. Community Outreach received donations of pet bed filling and quilt backing fabric. A Sew – A – Thon is being planned for April. Sue invites members to come to the Senior Center on Monday's from 6:00 – 8:45 P.M. to make charity quilts. **They do not meet on the Monday **BEFORE** the Wednesday monthly Guild meeting.

Challenge: On March 1st from 6-9 p.m. Michelle will hold a free class explaining how to make a fabric postcard. *Timtex* will be available for sale at the Guild meetings for 50 cents. The Challenge is also on the Guild website.

Welcome: Brenda held the New Members Drawing. The winners were: Virginia Yourdon, Kitty Connery and Michelle Gruetzmacher. Congratulations and welcome to our new members.

Brenda asked members to send their recipes for the Guild Cookbook to quilting1997@yahoo.com Please send at least one recipe but no more than 2 recipes. If sending 2 recipes please have them in different categories.

Programs:

May – The Singing Quilter: lecture by Cathy Miller May 12 at the Guild meeting. Workshop on May 13th taught by Cathy Miller at Point au Roche Firehouse from 9:00-1:00 Raw Edge Reverse Appliqué.

June- Potluck dinner

September- Nancy DiDonato *Journey Into the Brain of an Art Quilter* will give a lecture on the 8th and a workshop on the 9th.

Quilt Show: 2011 Quilt Show chairperson Sue Donohue asked members to be thinking about joining a 2011 Quilt Show committee.

Pennsylvania Bus Trip September 16-19 2010: So far 31 people have signed up for the Pennsylvania trip in September. We need 45 people to cover the cost of the bus. If you are interested in going please see Joy Mazur as soon as possible.

Door Prize: Tonight's winners were: Michelle Gruetzmacher and Carolyn Moody. Meeting adjourned at 7:12 P.M for refreshments and show and tell.

Respectively submitted, Karen Nichols

Classes

Date	Teacher	Location	Subject	Fee	Time
Mon Mar 1	Michelle Toth	Senior Center	Fabric Post Cards	FREE!	6:00-9:00
Mon Mar 15	Maria Oquendo	Sen. Center	Beginning Trapunto	\$10	6:00-9:00
Mon Mar 22	Kerry Mero	Sen. Center	Zig-Zag Baby Quilt	\$10	6:00-9:00
Mon Mar 29		Sen. Center	Open		
Mon Aril 5		Sen. Center	Open		
Tue Apr 13		Gov. Center	Open		
Mon Apr 19	Jo Ann Forkey	Sen. Center	Half Square Triangle Quilt	\$10	6:00-9:00
Mon Apr 26		Sen. Center	Open		
Mon May 3	Jean Welch	Sen. Center	Screen Tote Bag	\$10	6:00-9:00
Thur May13	Cathy Miller- Guest Speaker	Point au Roche	Raw Edge Reverse Appliqué	\$25	9:00-1:00
Tue May11		Gov. Center	Open		
Mon May17		Sen. Center	Open		
Mon May 24		Sen. Center	Open		
Sat June 5	Jean Welch	Point au Roche	Rolling Star Quilt	\$18	9:30-3:30
Tue June 8		Gov. Center	Open		
Mon Jun14		Sen. Center	Open		
Thur Sept. 9	Nancy DiDonato (guest speaker)	Point au Roche	Thread Art Quilting	\$25	9:??-??
Tue Sept 28		Gov. Center	Open		
Tue Oct 5		Gov. Center	Open		
Tue Dec14		Gov. Center	Open		

We now have some great classes! Hurry & sign up. We have two classes in March that still have openings. You may have seen the Trapunto block shown at the last Show & Tell, we talked Maria into teaching a class; it looks like a lot of fun. Kerry's Zig-Zag Baby Quilt is a great one for beginners or if you just want a quick gift to have on hand. The Raw Edge Reverse Appliqué class with quest speaker Cathy Miller May 13th is filling up fast, don't miss out. Join in the fun! -The Kathys

CVQG Treasurers Report Dec./Jan.

	Income	Expense
Block of the Month Challenge	\$ 140.00	—
Classes	200.00	—
Fines	6.73	—
PA Bus Trip	420.00	—
Library	—	—
Membership	100.00	—
Community Service Programs	—	—
Refreshments	—	47.44
Bank	—	2.00
Newsletter	—	37.69
Door Prizes	—	25.92
Insurance	—	264.61
Historian	—	12.18
Library	—	93.41
Rent	—	150.00
Total	866.73	633.25

PENNSYLVANIA QUILT TRIP SEPT.16-19,2010

WE NOW HAVE 36 QUILTERS SIGNED UP AND ONLY 6 MORE NEEDED TO COVER THE BUS AND DRIVER. WE CAN DO THIS. KEEP UP THE GOOD WORK OF GETTING THE WORD OUT. DON'T FORGET THE BALANCE IS DUE AT THE MAY MEETING.

BALANCE;
SINGLE \$456.92
DOUBLE\$250.46
TRIPLE \$181.64
QUAD \$147.23

JOY MAZUR

Programs

(March 10) Pat, Bev and Diana presenting a talk: "How to Prepare a Quilt for Show Entry" and discussing the parameters judges use in the selection of winning quilts.

April 7 - Kitty will MC the return of the Brown Bag Activity.

May 12 - "The Singing Quilter", Cathy Miller from British Columbia Canada, will speak (and sing.)

May 13 Cathy Miller will present a workshop on "Raw Edge Reverse Machine Appliqué." Please see the Kathys to register for the workshop.

For more information on "The Singing Quilter", please visit her web site.

cmiller@nucleus.com

June 9 - Potluck dinner, return of the challenge, WIPS, and UFOS.

I have already started our Program Calendar for 2010 -2011

September 8 - Nancy DiDonato will be doing a Trunk Show "Journey into the Brain of an Art Quilter"

September 9 - Workshop with Nancy DiDonato "Tis the Season" (See the Kathys for information and the supply list.)

Nancy was just published in the February/March 2010 Quilter's Newsletter and has had Art Quilt entries in many show including The Vermont Quilt Festival. -K

My sincere thanks to all who sent get well wishes, cards, phone calls and gifts after my surgery for a total knee replacement! I was extremely touched by all the concern and thoughts from so many caring fellow quilters! It was my left knee so, fortunately, I have been able to use my sewing machine a bit! hugs, Bev Stellges

Membership

WELCOME NEW MEMBERS

Jeanne Bennink
158 Broad Street
Plattsburgh NY 12901
561-7859

Kitty Connery
PO Box 262
Ticonderoga NY 12883
585-2584

We currently have a total of 178 members including 28 new members.

Don't forget to stop by and pick up your 25th anniversary pin for just \$5.00 each.

Visit your local Quilt Shops for that new Spring Project

City Plaza Sewing Center, 78 Dumont Rd.

Beekmantown, NY 12901 (518) 561 - 7230

Cobblestone Quilts & Fabric, 1923 State Route 22B

Morrisonville, NY 12962 (518) 566-7588

Deer Mountain Fabrics, 79 Hammond Lane,

Plattsburgh, NY, 12901 (518) 561-5209

Dream Crafters Quilt Shop 1422, State Route 37,

Bombay, NY. (518) 358-4285

Fibre Junction Quilt Shoppe, 69 Lake St.,

Rouse Point, NY 12979 (518)-297-9797

Loose Threads, 164 Boynton Ave.,

Plattsburgh, NY 12901 (518) 825-0268

Maw & Paw Quilt Shop, 4954 Military Turnpike,

Altona, NY 12910 (518) 236 5762

Block of the Month March 2010

CVQG Block of the Month March 2010
 (pattern from Eleanor Burns' "Stars Across America")

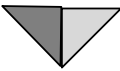

"Sojourner Truth Star"

MATERIALS/CUTTING INFO: you will need to trim kit pieces to these sizes:


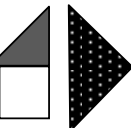
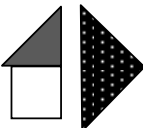
COLOR A	COLOR B	COLOR C	COLOR D	COLOR E
White tone on tone	Dark blue tone on tone	Dark blue polka dot	Medium blue print	Light blue floral
One 7 1/4" square	Two 3 7/8" squares	One 7 1/4" square	One 4 1/4" square	One 4 1/4" square
Four 3 1/2" squares				

SEWING INSTRUCTIONS **Reminder: use scant 1/4" seams for accuracy!**


Center unit:

Cut COLOR D and E squares half diagonally. Sew one light triangle to darker triangle as shown; repeat for second unit.	
Match center seams; sew both units together to make square. Square unit to 4 3/4" (line up 2 3/8" ruler line with center of block; trim edge and repeat for all four sides)	

Corner units:

Cut COLOR C (polka dot) square across both diagonals. Cut COLOR B (dark blue) squares across one diagonal	
Sew dark blue COLOR B triangle to 3 1/2" background square by lining up units as shown and flipping the square to the triangle right sides together. Repeat to make 4 units	
Line up units with large COLOR C polka dot triangles as shown. Flip polka dot triangles to sewn unit, matching triangle edges. Sew seam, trim tip. Repeat to make 4 corner units.	

Block Assembly:

Cut 7 1/4" white square across both diagonals. Lay out pieces as shown. (Block rows are sewn diagonally)	
Outer rows: Sew two white background triangles to both sides of corner unit	
Inner row: Sew two corner units to opposite sides of center quarter triangle square.	
Sew outer rows to inner row. Block should be 12 1/2" square!! Do not trim	

Officers and Committee Chairs

President, Lorene Forttrel
518-846-7793
scrabblemoma@yahoo.com

Vice President & Programs, Kay Kern
518-846-7453.
kkern001@twcny.rr.com

Secretary, Karen Nichols
518-561-3133
knich@northnet.ORG.

Treasurer, Donna Crowningshield
518-873-6311
ddcwgc@localnet.com

Newsletter, Carolyn Tyndall
15 Hardy Rd., Plattsburgh, NY 12901
518-578 - 5400, ctyndall@charter.net
Mary Lou Beauharnois
518-846-3312
grammie47@twcny.rr.com

Committees:
Block of the Month: Kerry Mero
518-962-8790
kmero@elcsd.org

Challenge: Michelle Toth
518-293-1392
tothmm@plattsburgh.edu

Brown Bag Challenge: Kitty Stygles
518-563-7142
kittysty48@charter.net

Classes: Kathy Russell
518-846-7420 cell: 578-3675
katthequiltlady@twcny.rr.com
Kathy Baier 518-846-7134
tbaier@twcny.rr.com

Door Prizes: Mary Lou Beauharnois
518-846-3312
grammie47@twcny.rr.com

Historian/Parliamentarian, Pat Flath
flathp@roadrunner.com

Library: Kitty Stygles
518-563-7142
kittysty48@charter.net

Membership: Linda Maltzan
518-873-9926
blmaltz@charter.net

Nominating Committee

Quilt Show 2011: Sue Donohue
518 562 9474
threads505@verizon.net

Refreshments, Billie Hill
518-561-7670

Community Outreach, Sue Minnie
518-562-1267
scminnie@verizon.net

Sunshine, Pat Bleakley
518-425-6839
craftyquilter1@gmail.com

Welcome, Brenda Racette
518-562-8706

Trips, Joy Mazur
518-561-3875
Mazurjoy@yahoo.com

Webmaster: Michelle Toth
email: tothmm@plattsburgh.edu

Homework

April

- ◆ name tag
- ◆ library books
- ◆ completed brown bag project
- ◆
- ◆
- ◆
- ◆

Items for the newsletter are due each month on the Saturday before the Executive Board meeting which is the first Wednesday of the Month.

Next Executive Meeting—April 7, 2010, Ponderosa

Next Membership Meeting—April 14, 2010, Senior Center

Don't forget about your recipes for the CVQG Cookbook! contact Brenda Racette

CVQG c/o Carolyn Tyndall
15 Hardy Rd.
Plattsburgh, NY 12901