

CVQG

Champlain Valley Quilters Guild of New York

Volume XXXIV December 2009

web address: cvqgny.org

President's Message

It's that time of year again. We had good intentions of making our holiday gifts last summer and smirking as everyone else tears their hair out at the last minute, didn't we? Well, who's tearing her hair out now? I was going to be one of Santa's smartest elves and I DID get a few things done during the summer. But once school started, fall just flew by and now I'm scurrying to finish what I can. Sound familiar? I won't psychoanalyze as to how we get ourselves in this situation; we each have a long list of family and activities that keep us from our beloved sewing machines. I don't exchange Christmas gifts with the people I work with, but this year, since it's my last Christmas working, I decided I'd go out with a bang and surprise all my co-workers with something quilted or sewn. When I thought of this in October, I had an ambitious plan of sets of 6 place mats per co-worker. Ask me now if I can spell C-R-A-Z-Y. I downgraded my gift list to sets of 4 place mats per school officer and sets of 3 coordinating "snappy" bags (the neat little bags with pieces of metal rulers in them) per female teacher plus one quilt for a male teacher who's retiring Dec. 30. So far I have one set of place mats, and 3 sets of bags done. The quilt top is together and on my machine and I work on it in spurts. I've heard other guild members talk of finishing things on Christmas Eve, and I still have 3+ weeks to go: I think I'll pull this off. Where does this compulsion to do things at the 11th hour come from? Is it part of the season or part of our own insanity? Where ever it comes from, I have to say I enjoy humming along to the all-Christmas radio station as I sew. I do feel like one of Santa's elves, complete with hot cocoa and shortbread cookies next to my work space. On New Year's Day, however, I'm going to make a resolution to curb my enthusiasm in 2010 and look for some "piece" and quiet! Wishing you and yours happy holidays, Lorene

Featured Quilter Kathy Russell

Hi, my name is Kathy Russell and I am a life-long resident of Chazy. I grew up on my parent's dairy farm in Ingraham and then later continued my love for farming just down the road with my own family where we raised Ayrshires. My husband, Mike and I have been married for 33 years as of September 11, 2009.



photo credit: Carolyn Tyndall

We have 3 wonderful children-Warren, Sarah, and Thomas. My eldest son Warren married Ashley Denny in a gorgeous ceremony in July of this year. Sarah and her husband Josh welcomed a beautiful baby girl Morgan Alexis last winter and she has been the biggest blessing to our family.

My youngest son, Tom has finally left the nest and become engaged to Jenna McNeil just last month.

...Pennsylvania...a memorable experience for me and it made me feel like a kid in a candy store where I wanted to try it all.

continued on page 2

Kathy continued

I started sewing while in high school and it has led to my passion. Throughout the years I have gotten involved in any opportunity that will allow me to use my "crafty-side." For several years I was involved in numerous productions with the Chazy Music Theater and I also have been a 4-H Leader for the Milk Dippers of Clinton County for over 20 years. Each fall and winter you can find me crafting costumes and then when summer rolls around you can find me with my 4-Hers making projects to display at the County Fair where we spend an entire week with our cows.

I began quilting about 6 years ago when a friend of mine told me about the quilting guild. It didn't take long for me to know that I wanted to join this group and I have stuck with it ever since the very first meeting. I knew how to sew before joining the group, but quilting is just so much different. Each piece that is added to the quilt makes it come alive and I have been hooked from the beginning. When I went on my first trip to Pennsylvania a couple of years ago, I can remember calling my husband on the first night saying, "I am not a quilter (yet) but I was so excited and amazed at how much there was to see, learn, and do!" This was a memorable experience for me and it made me feel like a kid in a candy store where I wanted to try it all. Upon returning, I immediately signed up for classes and I also joined a group that has become some of the greatest friends I could ask for. We have formed great friendships where we all have something that we love in common.

Quilting for me has become a

way for me to express my love for my family and friends. Now that I have purchased my own long-arm and set up my very own "sewing palace" at my house, I am now able to complete the whole process on my own. This little piece of heaven allows me to carry out my passion of quilting into all of my quilting projects I do—each of the projects I do for myself and for others are very heartfelt and sincere. They also bring joy and comfort to those who receive them.

Before I close, I would like to thank each of you for the opportunity that has been presented to me to be this month's featured quilter. Happy Holidays and may Santa Claus and his elves help all of you to complete all of your Christmas projects before December 24th!!

Membership

Cynthia Dominy and Diane Sabourin have rejoined the Guild after many years. Glad to have you back.

WELCOME NEW MEMBERS

Gene Baird, PO Box 239, Moriah

Membership continued

12960; Peg Ballantine, 17 Port Jackie Way, Peru 12972; Judy Buchholz, 5 Randolph Rd. Keeseville 12944; Jan Bunn, 7 Flaglar Dr., Plattsburgh, 12901; Jackie Burns, 167 Webster St. Malone 12953; Liz Carpenter, 666 Brand Hollow Rd., Peru 12972; Doreen Courson, 169 AuSable St., Keeseville NY 12944; Donna Ducatte, 2762 State Rte. 3 Cadyville 12918; Beth Flora 1387 Stowerville Rd., Westport 12993; Tara Fuller, 16 Alford Blvd. Pattsburgh 12901; Mae Heald, PO Box 573 Keene Valley 12943; Ann Hurd, PO Box 785 Keene Valley 12943; Sally Miller, 24 Park St., Malone 12953; Eva Pellerin, 749 Ore Bed Rd Saranac 12981; Carolyn Sener 4 Deer Run, Plattsburgh 12901; Amy Sorrell Cobblestone Quilts & Fabrics 1923 Rte. 22B Morrisonville 12962 Patricia Sucharski, 7 Prescott Rd. Keeseville 12944; Angela Swan 1425 Lake Shore Rd., Chazy 12921; Teri Weston, 28 Tuthill Rd., Queensbury, NY 12804 We now have a total of 172 members.

Happy quilting to all of you.

-Linda Maltzan

The Holidays are Coming faster than we planned so it might be time to visit your local Quiltshops and start some projects. I am trying to remember all of them but if I failed, let me know and I will include them next month. Mary Lou

Deer Mountain Fabrics, 79 Hammond Lane,
Plattsburgh, NY, 12901 (518) 561-5209

Dream Crafters Quilt Shop 1422, State Route 37,
Bombay, NY, (518) 358-4285

Fibre Junction Quilt Shoppe, 69 Lake St.,
Rouse Point, NY 12979 (518)-297-9797

Loose Threads, 164 Boynton Ave.,
Plattsburgh, NY 12901 (518) 825-0268

Maw & Paw Quilt Shop, 4954 Military Turnpike,
Altona, NY 12910 (518) 236 5762

Community Outreach

Our November donations were 21 quilts, 3 heart pillows, 2 quilt tops, 10 pet beds, 7 bags of fiberfill, pet bed fabric and filling, and 2 donations of quilt backing fabric. At the November meeting, we gave out 7 pet beds to members be filled. We have some more to give out this month. Stop by the Outreach table to pick one up.

If you need batting or backing for a quilt top, please let us know the size you need. If you would be able to make a quilt top for us, we would also be happy to supply you with the fabric to do so. You don't need to quilt it if you would prefer not to, just bring in the top and we will ask someone to do the quilting. Stop by the Outreach table and let us know and we will bring you some. You can also e-mail or call me with the information (minnies@charter.net, 562-1267).

So far, there are four of us meeting at the Senior Center on Monday evenings to make Outreach quilt tops. We meet from 6:15 to 8:45 in the Dining Room of the Senior Center every Monday except the Monday before the Wednesday Guild Meeting. You only need to bring your sewing machine and sewing items. We have an iron, ironing board, cutting mat, and rotary cutter. We have been making Disappearing 9 Patch quilts, which are quick and fun to do. We would love to have you join us.

We would like to recognize and thank all of the generous contributors to the Community Outreach Program from 10/15/2009 to 11/4/2009.

Quilt Pantry Project (Quilt Tops/Quilting/Finishing Quilts/Completed Quilts/Fabric Donations) - Lora Barsow, Dorothy Colby, Donna Crowningshield, Pat

Flath, Julie Fredette, Norma Homburger, Ladies of the Lake, Kathi McCleery, Kerry Mero, Outreach Committee, Priscilla Reed, Bev Stellges, Luvie Tuller, and Sandy Zmyewski

Pet Bed Project (Pet Beds/Fabric Donations) - Peggy DeCelle, Julie Fredette, Outreach Committee, Luvie Tuller, Nancy Vincent, and Jean Welch

Heart Pillow Project (Heart Pillows/Fiberfill/Fabric Donations) - Nancy Ellsworth and Jean Welch

If I missed anyone, please let me know so I can correct it next month. We would appreciate it if you could be sure to give us your name when you bring a donation to us.

As a result of your great support, we were able to distribute Quilts, Heart Pillows, and Pet Beds this month. A total of 51 quilts were donated to the following organizations: Albany Stratton VA Medical Center, Albany, NY - 1; Families First, Elizabethtown, NY - 4; Clinton County Nursing Home, Plattsburgh, NY - 14; Persons In Need of Supervision, Plattsburgh, NY - 7; Christmas Bureau, Plattsburgh, NY - 24; United Methodist Church, Plattsburgh, NY - 1. Heart Pillows went to the Adirondack Medical Center, Saranac Lake, NY - 3 and Pet Beds to the Adirondack Humane Society, Plattsburgh, NY - 10. If you donate quilts or other items directly to an organization or you have an organization you would like us to donate to, please let us know.

I am certain that the children who receive our quilts this holiday season will love them and that their parents will be thankful that you were very kind enough to donate your time and materials to

help give them a wonderful Christmas. Have a Merry Christmas. -Sue Minnie

Christmas Outreach



We would also like to thank those who came to decorate the tree for the Festival of Trees. This was the third Annual Festival presented by The Advocacy and Resource Center of Clinton County.

Those who came had a great time and are already talking about next year. We would love to have more guild member involved in this project and welcome your ideas and creativity.



See more pictures of our decorating experience on the CVQG website.

photo credit: Michelle Toth

Classes

May 13 Cathy Miller, Guest Speaker—Raw-edge reverse, Machine Applique—\$25.00—Point au Roche Fire Station—9:00 -1:00—

We now have openings for classes; most will be scheduled on Monday nights at the Senior Center or Saturdays at the Point au Roche fire station.

We are interested in what kind of classes you would like to take, paper piecing, applique – hand or machine? Do you have a specific block you would like to learn? Let one of the Kathys know so we can find the teachers.

Teacher, if you have any items you want to teach, bring a sample to a meeting so we can see how many would be interested and set a date. (We need to see a sample.)

Let's plan on spending a lot time with good friends, great classes and having lots of fun in 2010!

- The Kathys



Postcard Challenge

Just think, next year at this time you could be sending out your stunning home-made holiday postcards to friends and loved ones!

The postcard base (Tintex) is available for sale at the guild meetings for \$0.50.
Finished postcards should measure 4 inches by 6 inches.

More details, including links to online tutorials and pictures are available on the guild website challenge page: <http://cvqgny.org/challenge.htm>

Have your postcards ready for the June meeting.

- Michelle Toth

CVQG Treasurers Report -Donna

INCOME	Income	Expense
Block of the Month	\$161.00	255.55
Challenge	—	—
Classes	30.00	235.00
Speaker	—	595.00
Library	—	72.67
Membership	360.00	—
Community Service	—	136.76
Programs	150.00	—
Exec Board	—	16.47
Bank	—	2.00
Newsletter	—	44.00
Rent	—	110.16
Total	701.00	1467.61

***Don't forget about your
recipes for the CVQG
Cookbook!***

Minutes of the CVQG

November 4, 2009 Monthly Meeting

President Lorene Forttrell called the meeting to order at 6:15 p.m. Lorene welcomed all members and guests in attendance to our new location at the Senior Center in Plattsburgh.

The minutes were approved as submitted.

The treasurer's report will be filed for audit.

Committee Reports:

Block of the Month: There were 12 blocks returned tonight. The winner of the blocks for this month was Nancy Ellsworth.

Classes: Kathy reminded members that classes would now have a closing date of three weeks prior to the date of the class. If the class is not filled at that time the class will then be cancelled.

Programs: Tonight's guest speaker is Diana Shank, AQS Certified Quilt Appraiser. Diana will share her trunk show "Fringes and Frills".

Library: New books have arrived! Stop by to view them.

Brown Bag Challenge: The Brown Bag Challenge's were distributed tonight. The completed Brown Bag Challenge returns in April.

Community Outreach: Sue Minnie announced that during October -18 quilts were donated for charity and 2 heart pillows donated to the Oncology Center. She also received pet bed filling. Community Outreach needs backing fabric for their charity quilts. Sue would like to start a Monday group at the Sr. Center from 6:15 P.M. to 8:00 P.M. to make Community Outreach quilts. Please see Sue if you are interested.

Christmas Outreach: The decorating of the ARC *Festival of Trees* will take place on November 22nd at the Mall. Contact Mary Lou for more details if interested in helping to decorate the tree. Bring your 12 inch finished Children's Block to the December Guild meeting.

Challenge: The Challenge this year is a fabric postcard due in June. *Timtex* will be available for sale at the Guild meetings for 50 cents. The Challenge is also on the Guild website.

Quilt Show: 2011 Quilt Show chairperson Sue Donohue asked members to start thinking of a Quilt Show committee they would like to volunteer for.

Bus Trip: The Pennsylvania Quilt Show trip will take place on September 16 - 19, 2010! If you are interested in going a deposit of \$140 is due at the December Guild meeting. See Joy for more details.

Door Prize: We had 3 winners tonight thanks to an extra prize donated by Cobblestone Quilts and Fabrics.

The winners were: Kay Kern, Michelle Toth, and Edith Surprenant.

Meeting adjourned at 6:45 P.M. for our program with our guest speaker, Diana Shink .

Respectively submitted, Karen Nichols

PENNSYLVANIA BUS TRIP INFORMATION
SEPTEMBER 16-19, 2010

THE COST OF THE TRIP INCLUDES 3
NITES AT HAMPTON INN, BUS, 2
DINNERS AND ENTRANCE TO SHOW.

SINGLE \$596.92

DOUBLE \$390.46

TRIPLE \$321.64

QUAD \$287.23

A DEPOSIT OF \$140.00 IS DUE NOW.
PLEASE MAKE THE CHECK OUT TO
CVQG

THE BALANCE IS DUE BY THE MAY 2010
QUILT MEETING.

JOY MAZUR

Programs

December 9

Potluck Dinner, Optional gift exchange,
Presentation and judging of children's quilted
blocks.

January 13

Quilter's game night with Lorene and please bring
something for the local food shelf

February 10

Pat, Bev and Diana will present a talk "How to
Prepare a Quilt for Show Entry" and what
parameters the judges use in the selection of
winning quilts.

March 10

A "Teddy Bear Picnic"

April 7

Kitty will MC the return of the Brown Bag Activity.

May 12

"The Singing Quilter", Cathy Miller from British
Columbia Canada, will speak (and sing.)

May 13

Cathy will present a workshop on "Raw Edge
Reverse Machine Appliqui."

June 9- Potluck dinner, return of the challenge,
WIPS, and UFOS.



Block of the Month December 2009

CVQG Block of the Month December 2009
(pattern from about.com)

"Evening Star"

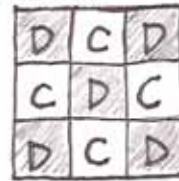
MATERIALS/CUTTING INFO: You will need to trim kit pieces to these sizes:

COLOR A	COLOR B	COLOR C	COLOR D
White tone-on tone	Dark blue w/ silver snowflakes & stars	Light blue tone on tone	Medium blue mottled solid
One 7 1/4" square	Four 3 7/8" squares	Four 2 1/2" squares	Five 2 1/2" squares
Four 3 1/2" squares			

SEWING INSTRUCTIONS: **Reminder: use scant 1/4" seams for accuracy!**

Nine-patch center unit:

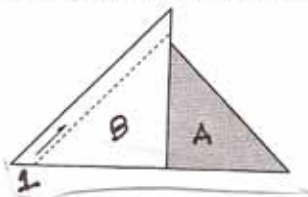
Sew the four light blue and five medium blue 2 1/2" squares into a nine-patch unit. Sew squares into rows, then sew rows together
Top and bottom rows: medium/light/medium;
Center row: light/medium/light



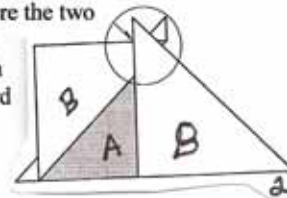
Flying Geese Units:

Cut the COLOR A 7 1/4" square across both diagonals to create four smaller triangles
Cut the four COLOR B 3 7/8" squares in half diagonally to create eight triangles. Repeat steps below to create four flying geese units:

1. Join the left hand triangle (COLOR B) to the larger COLOR A background triangle. Match points (1) and bottom edges; sew in the direction of the arrow. Press seam allowances toward the smaller triangle.



2. Join the right hand triangle. Match lower right point and bottom edge of triangles. Start at the arrow. Your 1/4" seam should intersect the 90 degree angle where the two smaller triangles meet. Press seam allowances toward smaller triangle.




Block Assembly:

Sew the 3 1/2" COLOR A squares to opposite sides of two flying geese units.

Sew the remaining two flying geese units to opposite sides of the center nine-patch squares.

Attach top and bottom rows to the center unit.
Block should be 12 1/2" square!! Do not trim



NOTE: The Block of the Month for **November** may have an error in it. Color A (white on white) squares should be 3 1/2 and not 3 1/4. **Check with Kerry** to be certain.

Officers and Committee Chairs

President, Lorene Forttrell
518-846-7793
scrabblemoma@yahoo.com

Vice President & Programs, Kay Kern
518-846-7453.
kkern001@twcny.rr.com

Secretary, Karen Nichols
518-561-3133
knich@northnet.ORG.

Treasurer, Donna Crowningshield
518-873-6311
ddcwgc@localnet.com

Newsletter, Carolyn Tyndall
15 Hardy Rd., Plattsburgh, NY 12901
518-578 - 5400, ctyndall@charter.net
Mary Lou Beauharnois
518-846-3312
grammie47@twcny.rr.com

Committees:

Block of the Month: Kerry Mero
518-962-8790
kmero@elcsd.org

Challenge: Michelle Toth
518-293-1392
tothmm@plattsburgh.edu

Brown Bag Challenge: Kitty Stygles
518-563-7142
kittysty48@charter.net

Classes: Kathy Russell
518-846-7420 cell: 578-3675
kathequiltlady@twcny.rr.com
Kathy Baier 518-846-7134
tbaier@twcny.rr.com

Door Prizes: Mary Lou Beauharnois
518-846-3312
grammie47@twcny.rr.com

Historian/Parliamentarian, Pat Flath
flathp@roadrunner.com

Library: Kitty Stygles
518-563-7142
kittysty48@charter.net

Membership: Linda Maltzan
518-873-9926
blmaltz@charter.net

Nominating Committee

Quilt Show 2011: Sue Donohue
518 562 9474
threads505@verizon.net

Refreshments, Billie Hill
518-561-7670

Community Outreach, Sue Minnie
518-562-1267
minnies@charter.net

Welcome, Pat Bleakley
518-425-6839
craftyquilter1@gmail.com

Trips, Joy Mazur
518-561-3875
Mazurjoy@yahoo.com

Homework

January

- ◆ canned or boxed food for food pantry
- ◆ name tag
- ◆ (15) 2 1/2" strips of fabric for game night
- ◆ library books
- ◆
- ◆
- ◆

Items for the newsletter are due each month on the Saturday before the Executive Board meeting which is the first Wednesday of the Month.

Next Executive Meeting—January 6, 2010, Ponderosa

Next Membership Meeting—January 13, 2010, Senior Center

Happy Holiday's

CVQG c/o Carolyn Tyndall
15 Hardy Rd.
Plattsburgh, NY 12901

Webmaster: Michelle Toth [emailto:tothmm@plattsburgh.edu](mailto:tothmm@plattsburgh.edu)