

CVQG

Champlain Valley Quilters Guild of New York

Volume XXXII September 2009

web address: cvqgny.org

*Welcome to a New Year with the CVQGN Y
a year for new challenges, change and updating*

We're Moving

When: November 4th, 2009

**Where: Senior Center
5139 North Catherine St.
(corner of No. Catherine and Court Sts.)**

**Meeting will be called to order at
6:00 p.m.**

President's Message

I am writing this a week before our quilt show and originally I planned on writing about how wonderful our quilt show was going to be with everyone's help. But frankly, we already know that, and by the time you read this, the quilt show will be history. The real scoop is that I have been bumped from the front page of the newsletter by bigger news: the guild is moving to the Senior Center starting with our November meeting! I understand that the guild started meeting at the Bailey Avenue School in 2002 and it was a great location for us. Circumstances arose, however, which caused us to look for another location and we found it at the Senior Center at 5139 North Catherine St. The executive committee voted unanimously to make the move and we hope you are as excited by it as we are. There are lots of advantages at the Sr. Center. Because we are not waiting for an afternoon school program to leave, we are able to start our meetings a half hour earlier and we think the membership will be happy to start earlier and get home earlier. We will be able to enter the building at 5:30 p.m. and our meetings will now start at 6:00 p.m. We will be able to have classes there too. There is parking behind the Center between Brinkerhoff St. and Court St. You can enter from either one of these streets to park. The entrance is a covered ramp, no steps. Once inside, you can use the elevator or the stairs to go down to the lower level where our meetings will be held in the (former Seton Catholic) cafeteria, where we'll have plenty of tables and chairs. When we have our pot luck dinners we'll have counter space and outlets to use. If you forget

continued page 3

Featured Quilter

Billie Hill

Hi! My name is Billie Hill, and this is my quilting story. Even though I was born and raised in Lancaster, Pennsylvania, I am not Amish (maybe a little Mennonite) and quilting is not an inherited trait.

In the summer of 1969, I made my first quilt. I had just finished my first year of teaching in a school district in Bucks County, Pennsylvania. Because I was between apartments and roommates, I moved back home for the summer.

"...it had something to do with idle hands and the devil..."

Home is Millersville, PA (now a suburb of Lancaster), and also, the location of one of Pennsylvania's state universities. I was to start classes for my permanent teacher certification that summer. So, while I was waiting for the summer session to begin, my mother suggested I make a quilt. It had something to do with "idle hands" and the "devil"—but she never really gave me an explanation for that comment. But, she did give me an old sample book of home dec. fabrics and complete access to her stash of remnants. So, I set to work cutting rectangles, pairing a solid color with a print. My finished square was about 5 or 6 inches. For batting, I was told to use a flannel sheet blanket (folded to fit) that a mouse had chewed a hole in one



summer at Girl Scout camp. The backing was a calico with red background and yellow flowers. I tied it with red wool yarn threaded into a darning needle and pulled through the layers with a pair of pliers! And to think I'm still quilting! Anyway, when I was finished I had a quilt that endured for 25 or 30 years.

In the 70's, I made a couple of rail fence quilts, and in the 80's, I made a couple more rail fence quilts. Then in the mid-90's I discovered the Quilt in a Day books by Eleanor Burns and the rotary cutter! There was no stopping me now! But it wasn't until 2004 when my husband and I moved to Plattsburgh that I got serious about quilting. I love picking the pattern, choosing the fabrics, and then piecing it all together—it's like magic! Plus, along the way I get to meet new people, make new friends, and challenge myself to try new techniques and patterns. It has been such a wonderful journey from the start in 1969, and I know it isn't over yet. There are still "sew" many fabrics and patterns, and "sew" little time! I probably won't live long enough to do them all, but I'm going to try!!

to bring your own beverage to a monthly meeting, there are vending machines upstairs. Take a good long look at the room we've been meeting in for 7 years, because the October meeting is our last one here. It's time for us to move on. I think our affiliation with the Sr. Center will be a win-win situation for us all. I hope you think so too. Looking for some "piece" and quiet, Lorene

Community Outreach

Our September donations were: 14 quilts, 22 pet beds, 12 heart pillows, 3 quilt tops, 1 quilt kit for sewing, 18 kits for quilting, and 7 bags of fiberfill. The 18 kits for quilting, which had been prepared by the 2008-2009 Outreach Committee, were all distributed for quilting. Thanks everyone - we are off to a great start.

We would also like to thank our community members who donated fabric and fiber fill to us in September - Joyce Grover and Vicki Kirby.

We delivered 2 pet beds to Adirondack Humane Society, 7 to Tri-Lakes Humane Society, and 13 to Elmore SPCA. We also delivered 3 heart pillows to Fitzpatrick Cancer Center and 9 to Adirondack Medical Center.

Last year the Christmas Bureau asked if we could donate large quilts suitable for teenagers this year. Perhaps you or your group could do one for the November meeting. They need them early enough to get everything wrapped and distributed on time.

The Christmas Community Service project will be making Christmas Tree ornaments for the ARC Christmas Tree. It will be held on **Saturday October 24, 2009** at the Point au Roche Firehouse from 9:30 - 4:00. We will schedule a Sew-A-Thon for making quilts in the near

future and look forward to seeing you there.

In the meantime, why not get together with your quilting friends, bring your scraps, and make a quilt top. Pick a simple pattern that is fast and easy to do so that you can visit while you sew - one of my favorite parts of sewing together. Then we'll add the batting and backing to make the kits for quilting. -Sue

My deepest appreciation goes to any of you that might join us at the fire station on the 24th. We have made up over 80 kits that need to be put together. Also, we would appreciate anything you would like to create for our tree with the theme, **The Warmth of Winter**. Please bring a glue gun or craft glue if you would like to assemble one of our kits. Otherwise bring whatever your creative nature prompts.
- Mary Lou

Programs

Tonight's meeting will feature **Amanda Palmer**, Curator of the Alice T. Miner Museum and CVQG member, discussing quilts from the local museum and the link between Mrs. Miner and the Circuit Rider's Quilt presently on display at the Chicago Institute of Art. **November 4** our guest speaker will be **Diana Shink**, AQS Certified Quilt Appraiser from the Montreal area with a Trunk Show of "Fringes and Frills." Diana has connections with the Plattsburgh area as she received her master degree from SUNY Plattsburgh. **Nov. 5** Diana will conduct a workshop on "Edge Furnishes Through the Ages", the same class she presented at Paducah in April 2009. Please see **The Kathys** to register for Diana's class. They will have the supply list and will collect the fee for the workshop.

Membership

Dues are coming in nicely. We received the most dues than ever before in September as you probably know if you were one of the many standing in line. If you did not get your membership card or receipt please stop by the membership table and pick it up. If your dues are not paid you can sent them to me and pick up your membership card at the October meeting or send a self addressed stamped envelope to me at PO Box 455, Lewis NY 12950 and I will send it to you. Do not forget that the form in the last newsletter needs to be filled out also. I will also have them at the membership table at the October meeting. Thanks, Linda Maltzan

WELCOME NEW MEMBERS

Jean Arlt
409 Gilbert Rd
Morrisonville NY 12962

Melissa Bezio
65 Button Rd
Troy NY 12182

Brenda Martin
695 Akey Rd
Morrisonville NY 12962

Nancy McCullough
10119 Newcombe Dr
Dallas TX 75228

Linda Mitchell
69 Waterhouse St
Plattsburgh NY 12901

Karin J. Thone
29 Priscilla Lane
Rouses Point NY 12979

Virginia Yourdon
38 Grove St
Keeseville NY 12944

We hope you enjoy CVQG.

I have a John Watts Quilt Frame with John Watts Pattern Device (sylus with patterns) and a Janome 1600 DBX Quilting Machine for sale. My price is \$1500.00 for both. I can be reached at 518-236-7011 or at toolman@primelink1.net I can deliver if needed. -Cathie Davenport

Classes

Date	Teacher	Subject	Fee	Location	Time
October 24	ML Beauharnois & committee (all are welcome even part time)	Work on Christmas Tree Ornaments	FREE	Point au Roche Fire Station	bring lunch 9:30 - 4:00
November 5	Diane Shink Guest Speaker	Edge Finishes Through the Ages	\$25.00	Point au Roche Fire Station	9:30 - 12:30
Nov. 12	JoAnn Forkey	Christmas Wall Hanging	\$10.00	Gov. Ctr	6:00 - 9:00
Nov. 14	Sylvia Brown	Star Wall Hanging	\$18.00	Point au Roche Fire Station	bring lunch 9:30 - 4:00
Nov. 19	Jean Welch	Casserole Dish Cover/Carrier	\$10.00	Gov. Ctr.	6:00 - 9:00

December 3 Open

December 10 Open

December 17 Open

May 13	Cathy Miller Guest Speaker	Raw-edge reverse Machine Applique Fire Station	\$25.00	Point au Roche Fire Sta.	9:00 -1:00
--------	-------------------------------	---	---------	--------------------------	------------

ALL CLASSES ARE AT THE USUAL TIME, 6:00 - 9:00 WITH SET UP AT 5:30
Any questions, call Kathy Russell at 846 - 7420 or Kathy Baier at 846 - 4134 or 572 - 7131

There must be at least 8 paid participants in order to hold the class, or the class will be cancelled. Classes will start promptly at 6:00. Set-up will begin at 5:30. Hope to see you at the classes, we always have a great time! -Thank you! The Kathys

Fabric Postcard Challenge

So what is a fabric postcard?

It is a mail-able postcard made with fabric and a stiff stabilizer like Timtex, Peltex or Fast2Fuse. Use your creativity to create the front image and use a light colored plain fabric for the back (writing side). Fuse your fabric to the stabilizer and secure with stitching around the perimeter. Add the word "Postcard" at the center top of the back and voila you have a fabric postcard.

Links to fabric postcard tutorials are linked on the cvqgny.org web page.

A workshop on making fabric postcards will be offered this winter.

Timtex will be available for sale at the guild meetings for 50 cents per 6½ x 4½ inch piece.

Challenge Requirements:

1. Postcard must measure 4x6 inches (can have vertical or horizontal orientation)
2. Must use a stabilizer like Timtex or similar product (no batting – too flimsy)
3. Front and back of card must be covered by fabric
4. Postcards must have finished stitching around the perimeter of the card
5. Oodles of creativity!
 - Use any sort of piecing or appliqué techniques!
 - Embellish with relish! (beads, ribbon, rhinestones, buttons, fabric paint, etc...)

Challenge Categories:

1. Individual postcard – fabric only
2. Individual postcard – embellished
3. Postcard Set (2 or more postcards sharing a theme)

Challenge Deadline: All postcards should to be brought to the June meeting.

Minutes of the CVQG

September 9, 2009 Monthly Meeting

President Lorene Forttrell called the meeting to order at 6:45 p.m. Lorene welcomed all members and guests in attendance.

A motion to accept the June minutes was made by Lora Barshow and seconded by Kathy Russell. Motion carried.

Old Business:

Kathy Russell was the winner of the fat quarters for the UFOS from our June meeting.

We have 2 program changes: March will be the return of the Brown Bag Challenge and April will be the Teddy Bear Picnic.

Committee Reports:

Block of the Month: This year the Block of the Month theme will be a star pattern in blue and white fabric. The cost of a kit will be \$1.75. A picture of the block can be found on our website each month.

Classes: Kathy made a correction- the November 5th class with Diane Shink is not FREE as stated in the September newsletter. The cost of the class will be \$25 at the Point Au Roche Firehouse 9:30-12:30 on November 5, 2009. Kathy also announced that the cost of classes would be going up slightly. A 3-hour class will now cost \$10 and an all day class will cost \$18.

Library: Kitty asked for ideas and topics of interest from members so she can order new books for the library. Please see her with your ideas.

Brown Bag Challenge: Bring to the October monthly Guild meeting 5 fat quarters in a brown bag with your name on the bag. At the November monthly Guild meeting the brown bags will be passed out to the members participating in the challenge. The Brown Bag Challenge exchange will take place in March.

Community Outreach: Sue Minnie announced that 14 charity quilts were returned tonight. She has 18 quilts that need to be quilted. This year we will be donating quilts to Habitat for Humanity. Sue requests members put a note on their donated quilt if they want the quilt to go to a particular charity. The goal for the year is 225 quilts to donate to charity. Sue needs volunteers to help deliver the donated quilts to the various charities.

Challenge: Michelle Toth will discuss the Challenge in detail at our October Guild meeting.

Website: Michelle is archiving all the old newsletters on the website. This year members will have a newsletter option to print their own newsletter from their computer instead of receiving a hard copy at the monthly meeting. Members can also be added to the Guild e-mail list to receive updates.

Quilt Show: Debbie Patnode thanked all the members who made treat baskets for the Quilt show. She also thanked her committee chairpersons for all their hard work for the 2009 Quilt Show.

Quilt Show Committee Reports:

Consignment: Please remember to tag all items for consignment. See Lorene if you would like a letter card.

Take In: Take In will be at the Bailey Avenue door (street side). The time is 10/9/09 from 4:00-6:00 P.M. Each item must be in a separate clear plastic bag; forms are safety pinned to the quilt and a sleeve if Pat noted that you needed one.

Hostesses: White Glove Ladies are needed for late Saturday and early Sunday

Set Up: There are 483 quilts to hang- 6 more volunteers are needed at 4:30 P.M. on Friday 10/9/09.

Decorations: Needs more volunteers.

Demonstrations: welcomes anyone who would like to do a demonstration during the 2009 Quilt Show.

Silent Auction: is collecting 1 lb. coffee cans and auction items. Judy also needs volunteers to help set up on Friday 10/9/09.

continued on page 6

continued from page 5

Signs: Jean Welch thanked all the members who distributed signs around their towns advertising about the 2009 Quilt Show. New this show will be the “good news forms” people who view the quilts can write a message for the quilter.

Quilt Registrar: Pat demonstrated how to make a sleeve for a quilt.

Ribbon Awards: Sandy announced there would be 30 ribbons awarded. (13 judge ribbons, 13 viewers choice 1st, 2nd, 3rd. and 4 vendors.

Vendors: Kitty announced there would be 7 vendors for this show. Kitty encourages all members to spend, their money at the Quilt Show.

Refreshments: Sue Minnie needs volunteers to serve and take money on Saturday and Sunday. Also any baked goods donated must be individually wrapped.

Door Prize: The winners were: Bettie Lawrence and Julie Fredette.

Meeting adjourned at 8:00 P.M. for Show and Tell.

Respectively submitted,
Karen Nichols

CVQG e-mail

As part of our Green efforts the guild is creating an e-mail list to send information and updates to members. Official guild e-mails will come from the cvqgny@gmail.com address. This list will strictly be used for quilt guild related business including: when the monthly newsletter is posted on the web page; sharing news of regional quilt events; and any updates or changes to the meeting or class schedules.

Sending an e-mail to cvqgny@gmail.com will not send an e-mail to the whole list, only the list owner (Michele Toth). Members are asked not to ‘reply all’. This is an informational list, not a discussion list.

Members must opt in to receiving these e-mails. This year checking the appropriate box on the membership form will include you on the e-mail list. If you would like to be added later in the year send your e-mail address to tothmm@plattsburgh.edu.

If members are interested in starting a separate discussion list let me know and I can see about setting up a separate group. - Michelle Toth, Your Web Mistress and Empress of E-mail

Quilt Show

Well, by the time you read this letter, the quilt show of 2009 will be history. With things settling down, and being back to a normal life, I have to say that the two years went by very quickly. It takes a lot of people and many hands to make a quilt show work and we **all** did that. The pleasure of having been involved in a special project like this is that I got to know a lot of people much better.

CVQG Treasurers Report for Guild year 2008/2009

INCOME	Actual	Budget
Block of the Month	\$886.40	1000.00
Challenge	82.50	100.00
Classes	1894.00	1500.00
Fines	3.25	10.00
Library	118.25	50.00
Membership	3720.00	3500.00
Profit '07 Quilt Show	2235.96	1709.00
Program Workshops	325.00	1000.00
50/50 Donation	98.00	200.00
SUM	9363.36	9069.00
<hr/>		
EXPENSES		
Block of the Month	\$828.10	1000.00
Challenge 1	169.94	225.00
Classes	2849.49	1500.00
Community Outreach	367.85	625.00
Door Prizes	217.05	200.00
Exec Board	208.16	80.00
Bank	24.00	24.00
Historian	127.01	185.00
Insurance	210.61	220.00
Library	149.38	500.00
Membership	686.79	300.00
Newsletter	817.91	825.00
Programs	62.85	150.00
Refreshments	335.43	460.00
Rent	524.70	450.00
Speaker	784.41	2000.00
Sunshine	-	75.00
Web Page	134.35	150.00
50/50 Winner	49.00	100.00
SUM	8547.03	9069.00

-Donna

continued on page 8

CVQG Block of the Month October 2009
(pattern from Judy Hopkins' "501 Rotary Cut Quilt Blocks")

"Crystal Star"

Materials:

COLOR A: White tone-on-tone
COLOR B: Light blue floral
COLOR C: Dark blue floral
COLOR D: Royal blue polka dot

From COLOR A cut: Four 3 1/2" squares
One 7 1/4" square
From COLOR B cut: Two 3 7/8" squares
From COLOR C cut: One 4 3/4" square
From COLOR D cut: Four 3 7/8" squares

SEWING INSTRUCTIONS:

Center "square in a square":

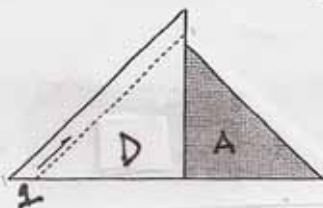
Cut the two COLOR B 3 7/8" squares in half diagonally to create four smaller triangles. Sew two triangles to opposite sides of the COLOR C 4 3/4" square (line up base of triangle to side of square; points of triangle will extend approx 3/8" beyond the edges of the square. Press seam allowances toward triangles. Repeat to add triangles to remaining sides.



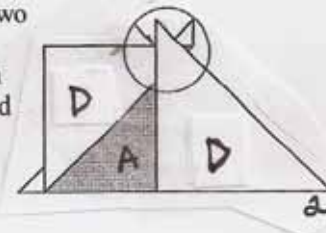
Flying Geese Units:

Cut the COLOR A 7 1/4" square across both diagonals to create four smaller triangles. Cut the four COLOR D 3 7/8" squares in half diagonally to create eight triangles. Repeat steps below to create four flying geese units:

1. Join the left hand triangle (COLOR D) to the larger COLOR A background triangle. Match points (1) and bottom edges; sew in the direction of the arrow. Press seam allowances toward the smaller triangle



2. Join the right-hand triangle. Match lower right point and bottom edge of triangles. Start at the arrow. Your 1/4" seam should intersect the 90 degree angle where the two smaller triangles meet. Press seam allowances toward smaller triangle.

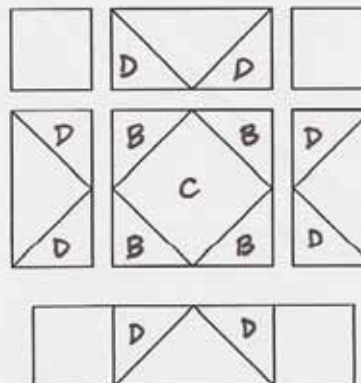


Block Assembly:

Sew the 3 1/2" COLOR A squares to opposite sides of two flying geese units.

Trim the triangle "ears" from the edges of the center "square in a square" unit. Sew the remaining two flying geese units to opposite sides of the center square.

Attach top and bottom rows to the center unit.



Officers and Committee Chairs

President, Lorene Forttrell
518-846-7793
scrabblemoma@yahoo.com

Vice President & Programs, Kay Kern
518-846-7453.
kkern001@twcny.rr.com

Secretary, Karen Nichols
518-561-3133
knich@northnet.ORG.

Treasurer, Donna Crowningshield
518-873-6311
ddcwg@localnet.com

Newsletter, Carolyn Tyndall
15 Hardy Rd., Plattsburgh, NY 12901
518-563-0130, ctyndall@charter.net
Mary Lou Beauharnois
518-846-3312
grammie47@twcny.rr.com

Committees:

Block of the Month: Kerry Mero
518-962-8790
kmero@elcsd.org

Challenge: Michelle Toth
518-293-1392
tothmm@plattsburgh.edu

Brown Bag Challenge: Kitty Stygles
518-563-7142
kittysty48@charter.net

Classes: Kathy Russell
518-846-7420 cell: 578-3675
kathequiltlady@twcny.rr.com
Kathy Baier 518-846-7134
tbaier@twcny.rr.com

Door Prizes: Mary Lou Beauharnois
518-846-3312
grammie47@twcny.rr.com

Historian/Parliamentarian, Pat Flath
flathp@roadrunner.com

Library: Kitty Stygles
518-563-7142
kittysty48@charter.net

Membership: Linda Maltzan
518-873-9926
blmaltz@charter.net

Nominating Committee

Quilt Show 2009: Debbie Patnode
dpatnode@charter.net

Refreshments, Billie Hill
518-561-7670

Community Outreach, Sue Minnie
518-562-1267
minnies@charter.net

Sunshine/Welcome

Trips, Joy Mazur
518-561-3875
Mazurjoy@yahoo.com

Homework

October

- ◆Bring your own beverage!
- ◆name tag
- ◆\$20 dues and completed form for new address list

Items for the newsletter are due each month on the Saturday before the Executive Board meeting which is the first Wednesday of the Month.

Next Executive Meeting—October 28, 2009, **Ponderosa**

Next Membership Meeting—November 4, 2009, **Senior Center**

Quilt Show continued from page 6

I would like to say that I am glad that every one of you were patient with me and the process of putting a show together. What made it easier is that when I asked for something the guild pulled together and got things done. I have to say that I am proud of each and everyone on the committees. The hard work the committees put in this last year has paid off handsomely. They gave time away from quilting to make the show a success and show everyone our love of the craft. We have many new members that have gotten involved very quickly and veteran members that gave willingly to teach and pass on valuable information. I cannot thank our members enough as they

CVQG c/o Carolyn Tyndall
15 Hardy Rd.
Plattsburgh, NY 12901

Webmaster: Michelle Toth [emailto:tothmm@plattsburgh.edu](mailto:tothmm@plattsburgh.edu)